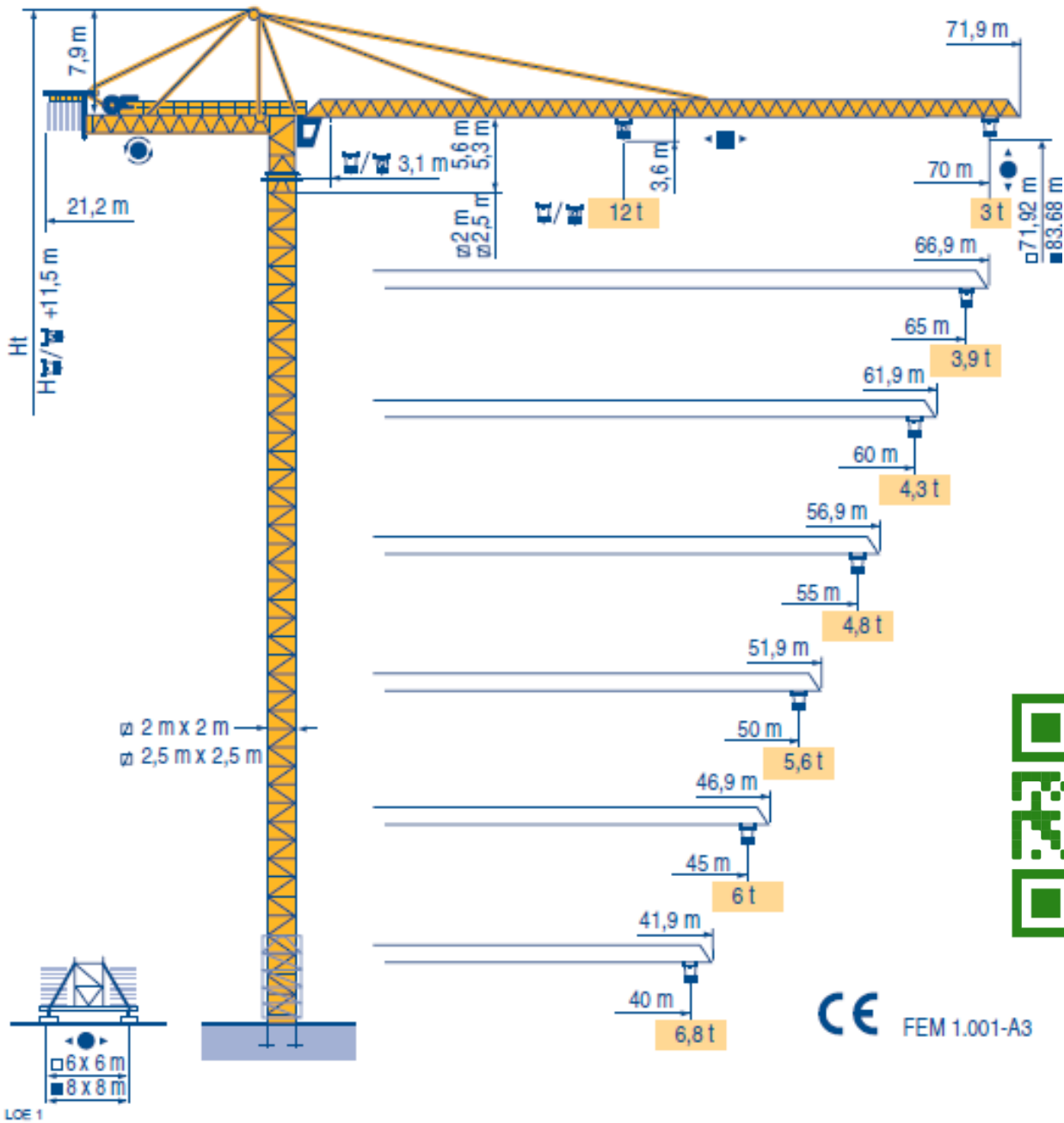
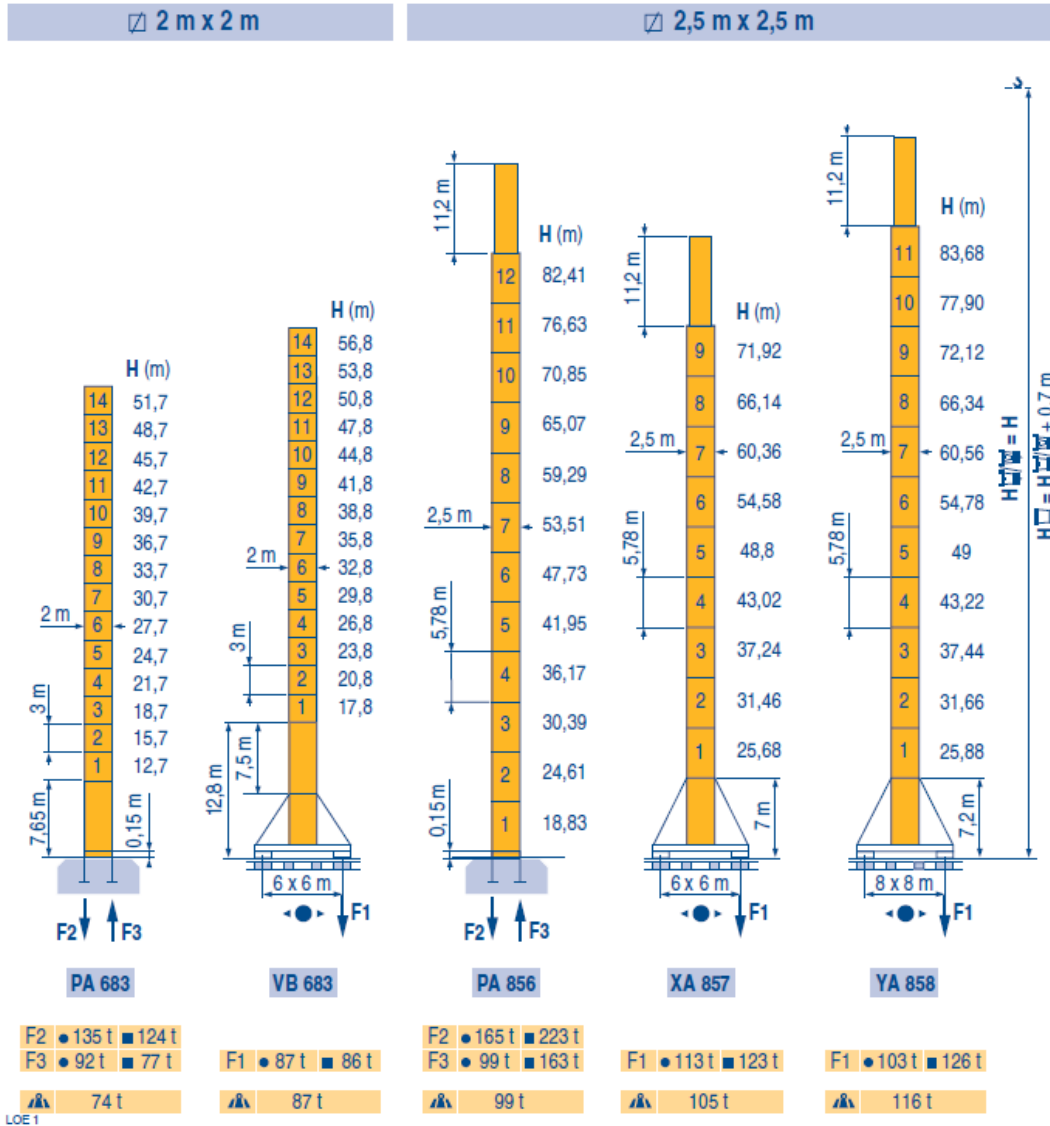


# Petain K30/30

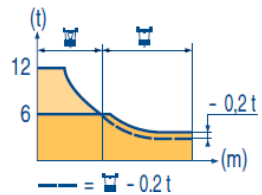
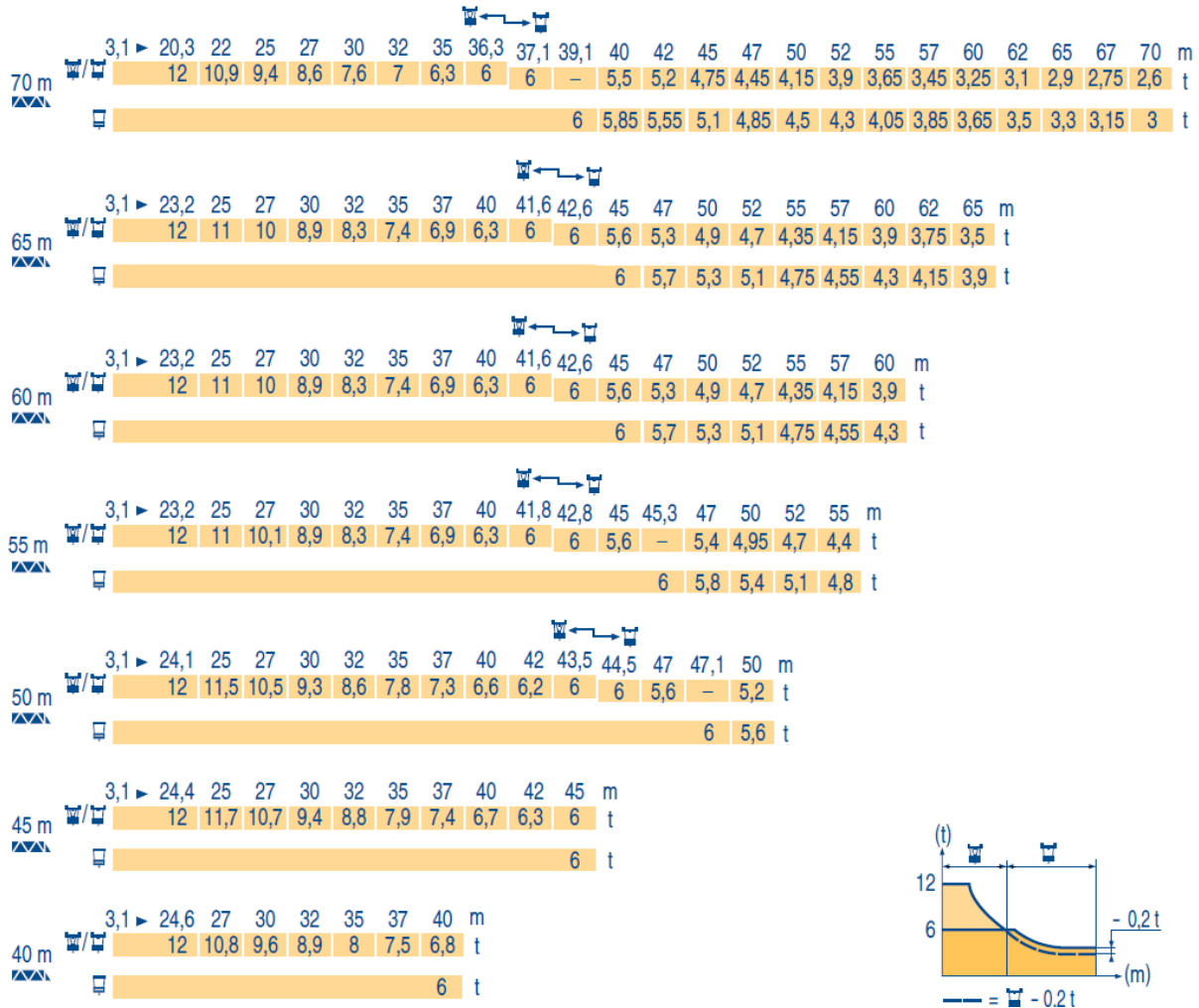


# Petain K30/30

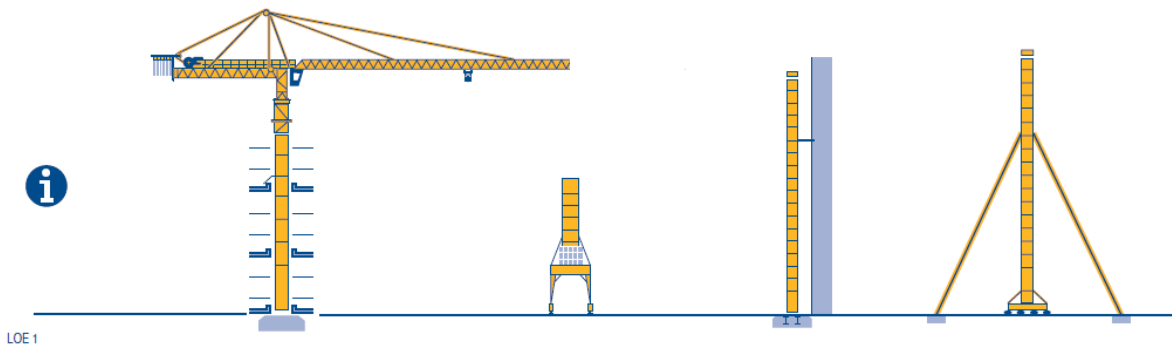


<ul style="list-style-type: none"> <li>● Réactions en service</li> <li>■ Réactions hors service</li> <li>👤 A vide sans lest avec flèche et hauteur maximum.</li> </ul>	<p><b>F</b></p> <ul style="list-style-type: none"> <li>● Reactions in service</li> <li>■ Reactions out of service</li> <li>Without load and ballast with longest jib and maximum height.</li> </ul>	<p><b>GB</b></p> <ul style="list-style-type: none"> <li>● Reazioni in servizio</li> <li>■ Reazioni fuori servizio</li> <li>A vuoto senza zavorra e con braccio massimo e altezza massima.</li> </ul>	<p><b>I</b></p>
<ul style="list-style-type: none"> <li>● Reaktionskräfte in Betrieb</li> <li>■ Reaktionskräfte außer Betrieb</li> <li>👤 Ohne Last und Ballast mit Maximalausleger und Maximalhöhe.</li> </ul>	<p><b>D</b></p> <ul style="list-style-type: none"> <li>● Reacciones en servicio</li> <li>■ Reacciones fuera de servicio</li> <li>Sin carga, sin lastre con flecha y altura máxima.</li> </ul>	<p><b>E</b></p> <ul style="list-style-type: none"> <li>● 工作状态下的反应</li> <li>■ 非工作状态下的反应</li> <li>空载，无配重，起重臂和高度均为最大值</li> </ul>	<p><b>C</b></p>

# Petain K30/30



Autres implantations	F	Mounting possibilities	GB	Altre postazioni	I
Aufstellmöglichkeiten	D	Otras implantaciones	E	其它安装	C



# Petain K30/30



									ch - PS hp	kW	
	55 RCS 30	m/min	0 → 34	0 → 68	–	0 → 17	0 → 34	–	55	40,5	365 m > 365
		t	6	3	–	12	6	–			
	70 RCS 30	m/min	0 → 40	0 → 80	–	0 → 20	0 → 40	–	70	51	565 m > 565
		t	6	3	–	12	6	–			
	120 LMD 30 S	m/min	0 → 65	0 → 130	0 → 260	0 → 32,5	0 → 65	0 → 130	120	88	600 m > 600
		t	6	3	1,5	12	6	3			
	6 D3V 4	m/min	10 - 40 - 80						6	4,4	
	RTV	tr/min U/min rpm	0 → 0,7						2 x 12	2 x 8,8	
	VB 683 RT 443 A1 - 2V	m/min	15 - 30						4 x 5	4 x 3,7	
 R ≥ 13 m	TCV 649 ARC H ≤ 41,8 m	m/min	10 - 50						4 x 6,8	4 x 5	
	XA 857 RT 544 A1 - 2V	m/min	13,5 - 27						4 x 7	4 x 5,2	
 R ≥ 20 m	TCV 649 ARC H ≤ 43 m	m/min	10 - 50						4 x 6,8	4 x 5	
	YA 858 RT 544 A1 - 2V	m/min	13,5 - 27						4 x 7	4 x 5,2	
 R ≥ 32 m	TCV 649 ARC H ≤ 43,2 m	m/min	10 - 50						4 x 6,8	4 x 5	

CEI 38	IEC 38	kVA	
400 V (+6% -10%) 50 Hz		55 RCS 30 : 90 kVA 70 RCS 30 : 110 kVA 120 LMD 30S : 160 kVA	84/534 - 87/405



Levage  
Distribution  
Orientation  
Translation  
Conforme aux directives CEE 84/534 et 87/405 sur le niveau acoustique  
Nous consulter



Hoisting  
Trolleying  
Slewing  
Travelling  
In compliance with the EEC 84/534 and 87/405 Instructions on noise level  
Consult us



Sollevamento  
Distribuzione  
Rotazione  
Traslazione  
Conforme alle direttive CEE 84/534 e 87/405 sul livello acustico  
Consultateci



Heben  
Katzfahren  
Schwenken  
Kranfahren  
Gemäss EWG-Richtlinien 84/534 und 87/405 für den Schall-Leistungspegel  
Auf Anfrage



Elevación  
Distribución  
Orientación  
Traslación  
Conforme con las directivas CEE 84/534 y 87/405 sobre el nivel acustico  
Consultarnos



起升  
变幅  
回转  
行走  
符合 CEE 84/534 - CEE 87/405 声晌度规定  
请向我方咨询

